

Scaled data based on original data using
LM-79-08 Approved Method: Electrical and Photometric Measurements of Solid-
State Lighting Products

Test Report Prepared for
Cooper Lighting Solutions
(formerly Eaton)

Brand: STREETWORKS

Report Number: P383038

Luminaire Tested: **GAN-SA3D-735-U-T3-HSS**

Issue Date: 3/3/2020

Test Information

Test Method: LM-79-08
Report Number: P383038
TEST IS SCALED FROM IESNA LM-79-08 TEST DATA (G2-1903-205-15)
Test Lab: INNOVATION CENTER
Issue Date: 3/3/2020
Manufacturer: COOPER LIGHTING SOLUTIONS (FORMERLY EATON)
Product Line: STREETWORKS
Catalog Number: GAN-SA3D-735-U-T3-HSS
Description: GALLEON AREA AND ROADWAY LUMINAIRE
(3) 70 CRI, 3500K, 1200mA LIGHTSQUARES WITH 16 LEDS EACH AND TYPE III
OPTICS WITH HOUSE SIDE SHIELD
Light Source: -
Ballast/Driver: ELECTRONIC DRIVER

Summary

Lumens per Lamp: N/A
Luminaire Lumens: 16080.4 lumens
Efficiency: N/A
Efficacy: 84.2 lumens/watt
Luminous Opening: Rectangular (W 1' x L: 1' x H: 0')
IES Classification: Type III - Short
BUG Rating: B2 - U0 - G3

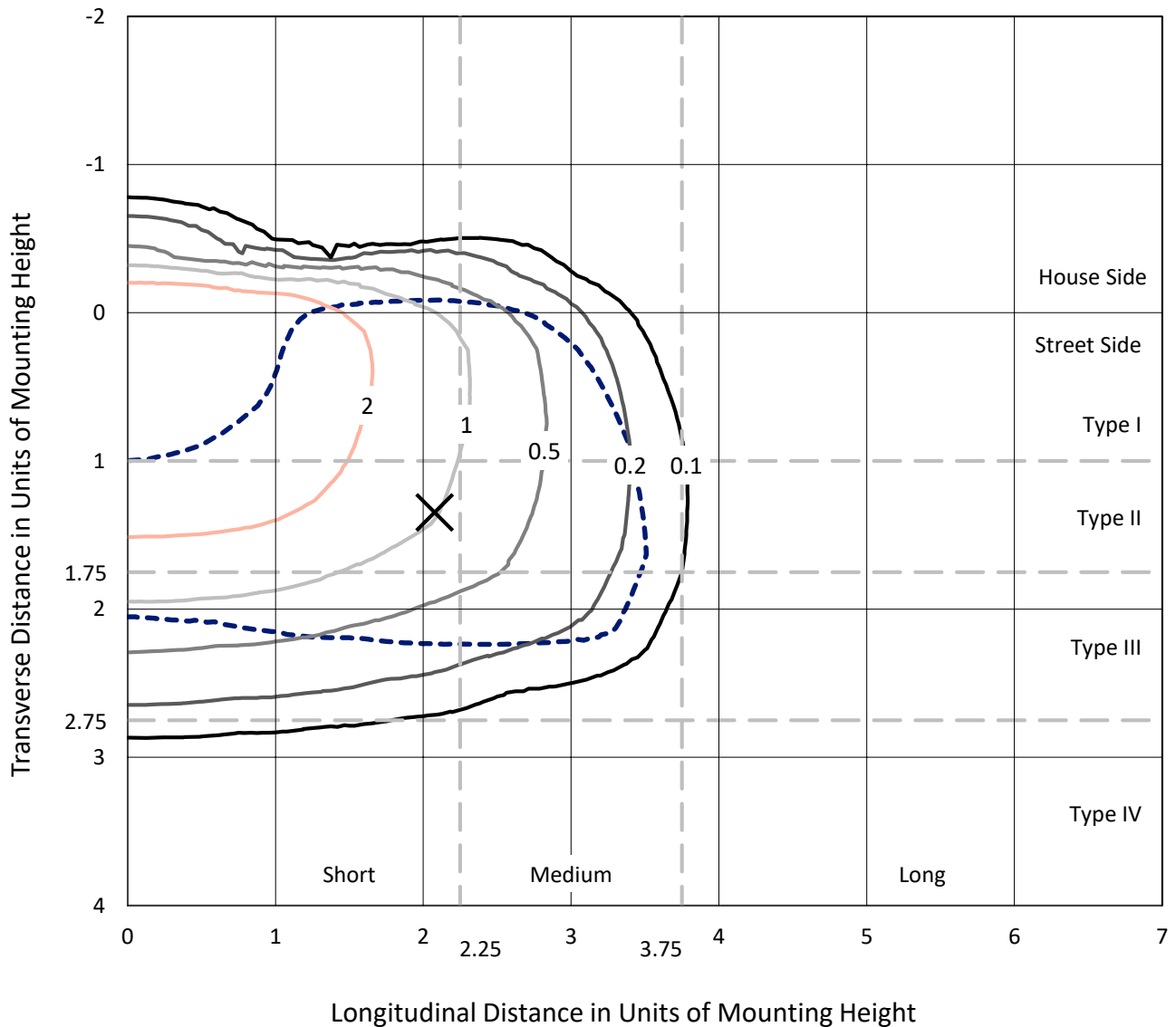
Input Watts (W): 191
Input Voltage (V): NR
Input Current (Ain): NR
Voltage Rise (V): NR
Power Factor: NR
Total Harmonic Distortion (THDi): NR
Frequency (hertz): 60
Stabilization Time: NR
Operation Time: NR
Ambient Temperature (°C): NR
Test Distance: 24 FT



REPORT NUMBER: P383038
 CATALOG NUMBER: GAN-SA3D-735-U-T3-HSS

Iso-Footcandle Lines of Horizontal Illumination

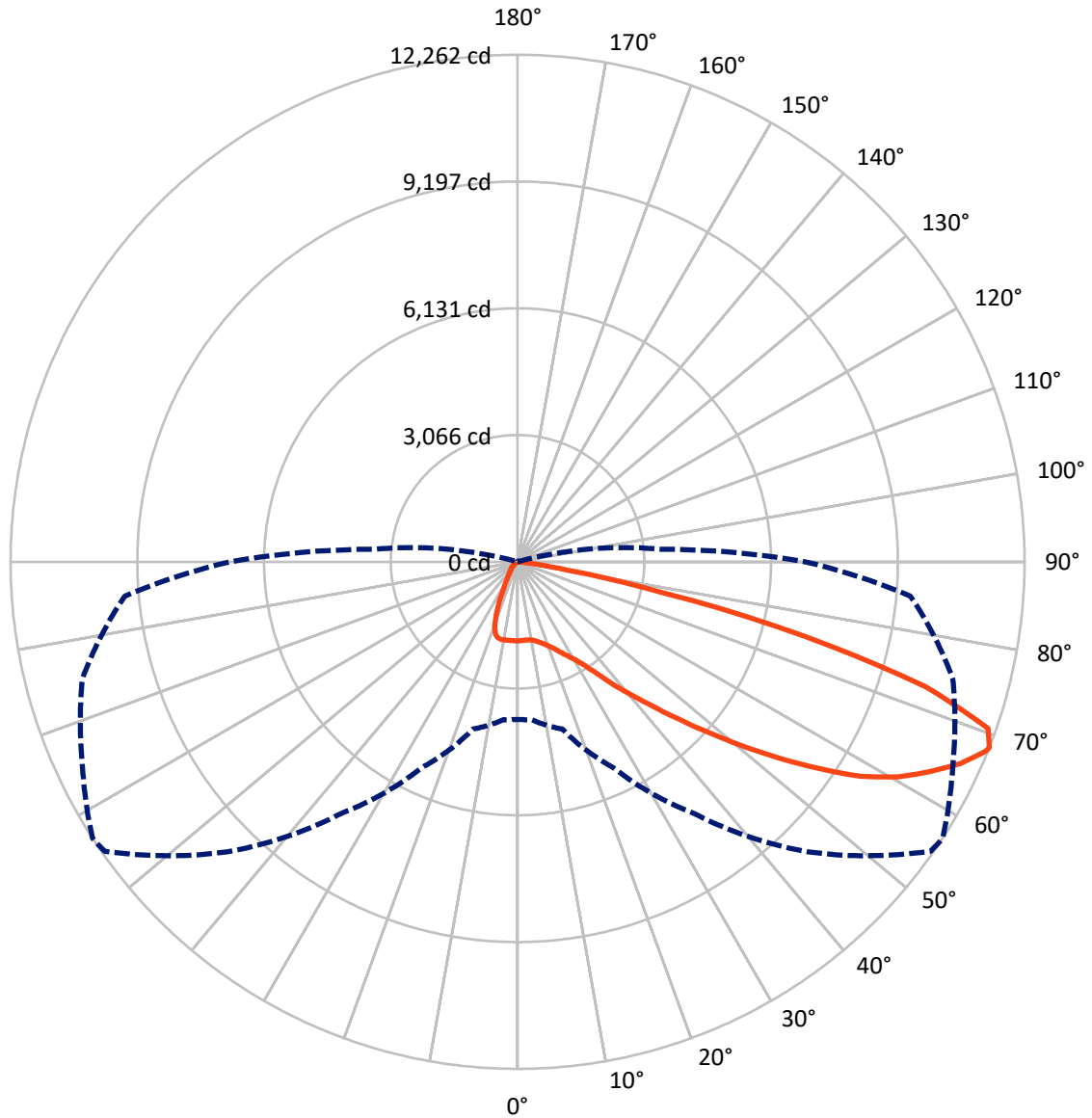
✕ Max cd
 - - - 1/2 Max cd



Based on 25 foot mounting height. Maximum calculated value = 3.9 fc
 Type III - Short - N/A

REPORT NUMBER: P383038
CATALOG NUMBER: GAN-SA3D-735-U-T3-HSS

Luminous Intensity Polar Plot



— Vertical Plane Through 57-Deg Lateral - - - Horizontal Cone Through 68-Deg Vertical

REPORT NUMBER: P383038
 CATALOG NUMBER: GAN-SA3D-735-U-T3-HSS

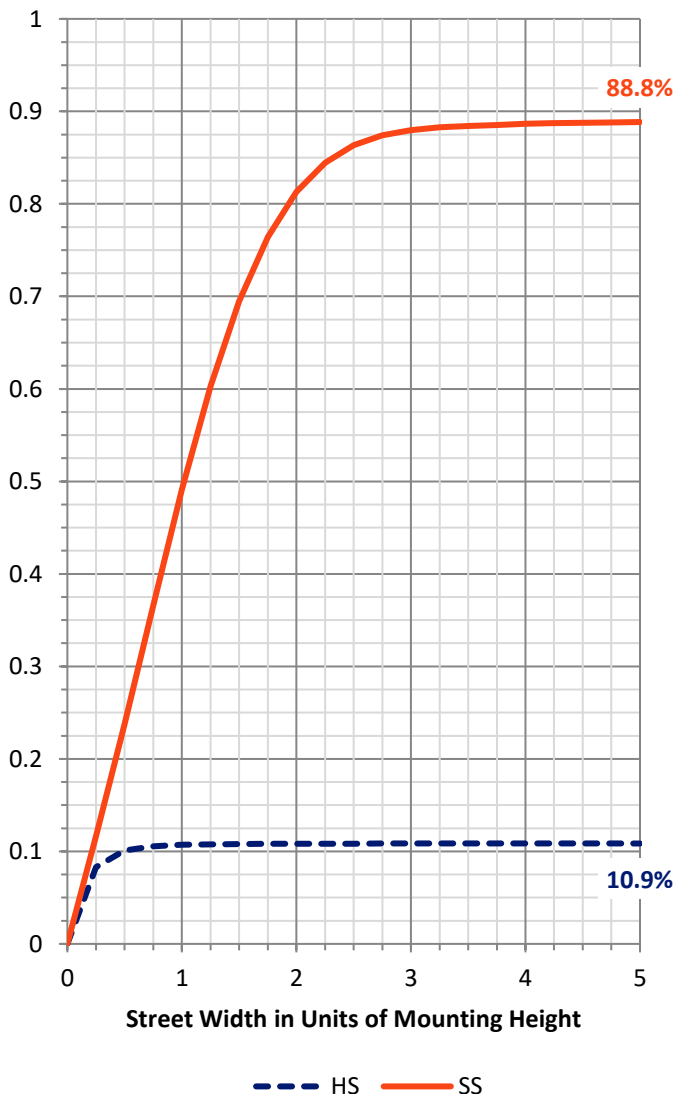
FLUX DISTRIBUTION:

		Downward	Upward	Total
House Side	Lumens	1763.3	0.0	1763.3
	% Fixture	11.0	0.0	11.0
Street Side	Lumens	14317.1	0.0	14317.1
	% Fixture	89.0	0.0	89.0
Total	Lumens	16080.4	0.0	16080.4
	% Fixture	100.0	0.0	100.0

Coefficient of Utilization

ZONAL LUMENS:

Zone	Lumens	% Fixture
0°-10°	178.8	1.1
10°-20°	495.5	3.1
20°-30°	854.8	5.3
30°-40°	1475.4	9.2
40°-50°	2523.7	15.7
50°-60°	4037.7	25.1
60°-70°	4665.1	29.0
70°-80°	1782.6	11.1
80°-90°	66.8	0.4
90°-100°	0.0	0.0
100°-110°	0.0	0.0
110°-120°	0.0	0.0
120°-130°	0.0	0.0
130°-140°	0.0	0.0
140°-150°	0.0	0.0
150°-160°	0.0	0.0
160°-170°	0.0	0.0
170°-180°	0.0	0.0
0°-90°	16080.4	100.0
0°-180°	16080.4	100.0



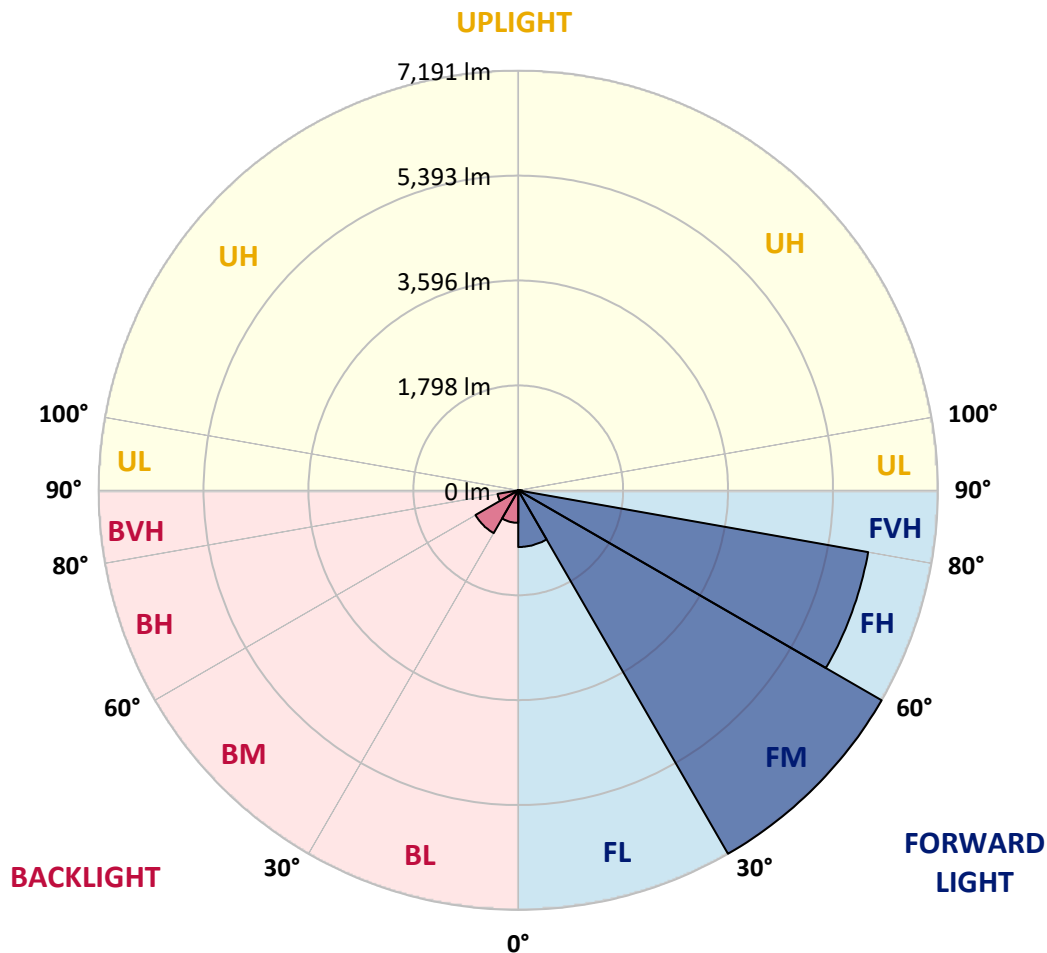
REPORT NUMBER: P383038
 CATALOG NUMBER: GAN-SA3D-735-U-T3-HSS

LUMINAIRE CLASSIFICATION SYSTEM LUMEN TABLE AND BUG RATING:

Zone	Lumens	% Fixture	Zone Rating/Lumen Limit		
			B	U	G
FL (0°-30°)	971.9	6.0			
FM (30°-60°)	7191.0	44.7			
FH (60°-80°)	6088.6	37.9			G3/7500
FVH (80°-90°)	65.6	0.4			G1/100
BL (0°-30°)	557.3	3.5	B2/1000		
BM (30°-60°)	845.7	5.3	B1/1000		
BH (60°-80°)	359.1	2.2	B1/500		G1/500
BVH (80°-90°)	1.2	0.0			G0/10
UL (90°-100°)	0.0	0.0		U0/0	
UH (100°-180°)	0.0	0.0		U0/0	

BUG Rating: B2-U0-G3

Type III Short





REPORT NUMBER: P383038
 CATALOG NUMBER: GAN-SA3D-735-U-T3-HSS

CANDELA DISTRIBUTION (FULL):

	0°	5°	15°	25°	35°	45°	55°	57°	65°	75°	85°
0°	1910.8	1910.8	1910.8	1910.8	1910.8	1910.8	1910.8	1910.8	1910.8	1910.8	1910.8
2.5°	1865.9	1874.3	1880.3	1884.1	1888.7	1898.6	1901.7	1906.2	1908.5	1908.5	1913.8
5°	1792.1	1801.2	1814.2	1824.8	1846.1	1873.5	1893.3	1900.9	1914.6	1926.7	1933.6
7.5°	1723.7	1734.4	1749.5	1774.7	1811.2	1855.3	1896.4	1907.0	1933.6	1959.4	1972.4
10°	1679.6	1688.0	1707.7	1743.5	1791.4	1852.9	1910.8	1923.7	1969.3	2012.7	2037.0
12.5°	1664.4	1672.0	1692.5	1732.9	1792.1	1864.4	1944.2	1963.2	2030.1	2093.3	2127.5
15°	1686.5	1688.0	1710.0	1748.0	1806.6	1892.5	1999.8	2022.6	2107.0	2189.0	2231.6
17.5°	1771.6	1764.8	1776.2	1792.9	1839.3	1929.8	2058.3	2092.5	2205.1	2301.6	2341.9
20°	1984.6	1984.6	1958.7	1913.0	1913.8	1987.5	2137.3	2176.1	2313.8	2425.6	2462.0
22.5°	2348.7	2341.9	2290.2	2178.4	2075.8	2087.1	2233.9	2284.1	2444.6	2563.9	2576.1
25°	2786.7	2778.3	2698.5	2541.1	2363.1	2248.4	2364.7	2422.5	2600.4	2706.1	2681.0
27.5°	3250.5	3243.6	3164.6	2969.2	2716.0	2505.4	2520.6	2575.4	2759.3	2863.5	2783.7
30°	3699.9	3702.2	3623.8	3423.2	3136.4	2833.1	2718.3	2750.2	2913.7	3019.3	2905.3
32.5°	4127.2	4130.2	4062.6	3838.3	3570.6	3214.0	2992.0	2983.7	3093.1	3197.3	3066.5
35°	4508.1	4515.8	4469.4	4295.3	4011.6	3638.3	3347.1	3327.3	3347.9	3465.7	3313.6
37.5°	4875.4	4880.0	4845.0	4698.3	4461.0	4104.4	3795.7	3767.6	3723.5	3813.9	3639.8
40°	5277.6	5266.2	5225.9	5092.9	4889.0	4619.2	4277.8	4229.1	4152.3	4232.9	4068.6
42.5°	5651.7	5638.8	5645.6	5495.1	5323.2	5148.4	4839.7	4756.0	4711.1	4803.9	4594.9
45°	6119.3	6112.5	6135.3	6004.6	5865.4	5738.4	5483.6	5392.4	5372.7	5481.4	5231.2
47.5°	6580.9	6597.6	6668.3	6612.8	6556.5	6444.7	6165.7	6124.6	6136.8	6268.4	5902.7
50°	6965.6	6985.4	7179.3	7243.2	7324.5	7259.1	6979.3	6954.2	7002.1	7120.7	6625.0
52.5°	7243.9	7284.2	7525.2	7819.5	8116.0	8160.2	7881.1	7858.3	7922.9	7941.2	7183.1
55°	7437.0	7472.8	7745.7	8284.1	8887.8	9077.8	8904.5	8816.4	8804.1	8624.0	7770.0
57.5°	7471.3	7467.5	7859.7	8584.4	9493.0	9983.5	9873.9	9787.3	9537.9	9255.0	8443.0
60°	7278.1	7300.2	7755.6	8688.5	9873.2	10668.5	10676.9	10564.4	10175.9	9868.6	9095.4
62.5°	6683.5	6773.3	7233.3	8415.6	9868.6	10944.6	11265.4	11179.5	10714.9	10371.2	9756.8
65°	5719.4	5751.3	6190.0	7480.4	9201.8	10829.0	11795.3	11763.5	11200.8	10859.4	10096.8
67.5°	4176.6	4107.5	4568.2	5890.5	7790.6	10155.3	12175.6	12215.8	11575.7	10959.8	9734.9
68°	3811.7	3832.2	4191.0	5497.3	7421.1	9917.3	12200.7	12262.2	11612.9	10894.4	9537.1
70°	2272.0	2311.4	2631.6	3785.1	5645.6	8570.7	11930.0	12070.6	11390.9	10219.9	8249.1
72.5°	580.2	627.3	929.9	1694.1	3224.6	6038.8	10070.9	10308.9	9890.0	8290.9	5568.9
75°	238.8	251.0	332.3	558.1	1201.3	2720.6	6637.9	7147.3	6856.1	4963.6	2516.8
77.5°	165.0	173.4	213.7	309.5	520.1	922.3	3254.4	3622.3	3263.5	1694.1	549.0
80°	118.6	125.5	152.9	206.1	298.8	329.2	1060.7	1226.5	974.0	371.8	136.1
82.5°	70.7	76.0	114.0	146.7	181.7	157.4	263.8	299.6	282.1	184.7	60.8
85°	34.9	41.1	76.8	104.9	98.1	66.1	80.6	89.7	111.0	112.5	32.7
87.5°	2.2	4.6	44.9	63.1	27.4	15.2	23.6	28.9	39.5	55.5	13.7
90°	0.0	0.0	0.0	0.0	0.0	0.0	0.0	0.0	0.0	0.0	0.0



REPORT NUMBER: P383038
 CATALOG NUMBER: GAN-SA3D-735-U-T3-HSS

CANDELA DISTRIBUTION (continued):

	90°	95°	105°	115°	125°	135°	145°	155°	165°	175°	180°
0°	1910.8	1910.8	1910.8	1910.8	1910.8	1910.8	1910.8	1910.8	1910.8	1910.8	1910.8
2.5°	1916.1	1916.8	1911.5	1909.2	1910.8	1901.7	1897.8	1899.3	1899.3	1901.7	1897.8
5°	1935.1	1935.1	1926.0	1913.8	1907.0	1889.5	1878.1	1875.0	1872.8	1871.2	1868.2
7.5°	1976.2	1971.6	1955.6	1929.0	1906.2	1868.2	1839.3	1824.1	1816.5	1813.4	1811.2
10°	2042.3	2033.9	2007.3	1957.9	1905.5	1837.8	1774.7	1729.8	1692.5	1677.3	1668.2
12.5°	2131.3	2119.1	2074.3	1992.1	1900.2	1775.4	1638.6	1507.1	1384.7	1334.4	1309.3
15°	2233.9	2216.4	2145.7	2021.0	1869.0	1634.8	1337.4	1107.1	937.5	873.6	846.3
17.5°	2338.1	2315.3	2208.0	2039.3	1775.4	1343.6	938.3	708.6	595.4	565.0	554.3
20°	2443.0	2409.5	2262.1	2025.6	1564.1	968.7	618.9	517.8	485.1	476.0	472.9
22.5°	2542.7	2491.0	2310.7	1972.4	1238.6	650.1	489.7	457.8	447.0	441.7	440.2
25°	2629.3	2557.1	2353.3	1808.1	876.7	491.2	441.0	430.4	416.7	406.8	407.6
27.5°	2710.7	2623.2	2379.2	1537.4	584.7	419.8	408.3	393.9	368.8	354.4	354.4
30°	2808.7	2711.5	2398.2	1183.2	430.4	371.0	361.9	339.9	305.6	286.6	286.6
32.5°	2956.3	2845.2	2386.0	830.3	356.6	326.2	304.9	274.5	237.3	219.0	218.3
35°	3182.1	3052.0	2299.3	544.4	314.8	283.7	249.4	212.1	179.4	164.2	163.5
37.5°	3486.2	3328.8	2104.6	389.3	282.1	244.1	203.0	162.0	137.6	127.7	127.0
40°	3880.8	3650.5	1826.4	315.5	251.7	206.1	156.6	125.5	108.7	101.2	101.9
42.5°	4354.5	3994.9	1492.6	272.2	222.0	169.5	122.4	98.8	88.2	82.9	81.3
45°	4880.8	4334.8	1142.8	242.6	192.4	136.8	95.8	78.3	70.0	66.9	66.9
47.5°	5459.3	4665.6	836.4	216.7	160.4	105.7	76.8	63.9	57.0	54.8	54.0
50°	5984.7	4895.2	603.0	189.3	131.5	83.7	62.3	53.2	48.6	45.6	45.6
52.5°	6422.7	4967.4	444.1	159.7	106.5	66.9	51.7	45.6	41.1	38.8	38.8
55°	6808.2	4937.8	330.0	131.5	85.9	54.8	44.1	38.8	34.9	32.7	32.7
57.5°	7177.8	4841.9	246.4	107.2	69.2	44.1	37.3	32.7	28.9	27.4	27.4
60°	7479.6	4682.2	183.2	86.6	55.5	35.8	31.2	26.6	23.6	21.3	21.3
62.5°	7724.5	4505.9	134.6	71.4	44.1	28.1	24.3	22.1	17.5	15.2	15.2
65°	7726.0	4213.1	101.2	59.3	34.2	22.1	18.3	17.5	11.4	9.1	8.4
67.5°	7167.1	3632.2	77.6	51.0	26.6	16.8	13.7	14.4	6.1	3.8	3.1
68°	6964.1	3484.7	73.0	50.2	25.1	15.9	12.9	14.4	5.3	3.1	2.2
70°	5871.5	2772.3	58.5	48.6	22.1	12.2	10.6	14.4	4.6	2.2	1.5
72.5°	3755.3	1608.9	43.3	38.8	16.8	9.1	6.8	12.9	4.6	1.5	0.7
75°	1598.3	498.8	29.6	27.4	9.9	6.8	4.6	8.4	3.1	0.7	0.0
77.5°	336.8	112.5	17.5	16.8	6.8	4.6	3.1	2.2	0.7	0.0	0.0
80°	86.6	32.7	9.1	8.4	3.8	2.2	1.5	0.0	0.0	0.0	0.0
82.5°	27.4	12.9	5.3	3.8	1.5	0.0	0.0	0.0	0.0	0.0	0.0
85°	13.7	7.6	3.1	1.5	0.0	0.0	0.0	0.0	0.0	0.0	0.0
87.5°	7.6	2.2	0.7	0.0	0.0	0.0	0.0	0.0	0.0	0.0	0.0
90°	0.0	0.0	0.0	0.0	0.0	0.0	0.0	0.0	0.0	0.0	0.0

(END OF REPORT)